

How to access your COVID-19 Test Results

Thank you for trusting Danner Laboratory with your COVID-19 testing needs. Your doctor has provided access to your test results through our Patient Portal and reports will be available to you within **24-48 hours** of your appointment. **If your results are not visible after 48 hours, please contact your physician directly.** If you have any issues accessing the Patient Portal, please contact us at support@DannerLaboratory.com.

- 1) Go to <https://dannerlab.schuynet.net>
- 2) Click "Register"

Danner Laboratory

Welcome to Danner Laboratory's Patient Portal

Using our secure portal you will be able to view your health records from the privacy of your own home or office 24 x 7.

[Login](#) [Register](#) [Forgot Password](#)

Email address

Password

Sign In

If you don't own or control the computer you're using, turn on "private browsing" to protect your personal health information.

Once you are in registration screen:

- a) Enter your Email Address- This is the email where your COVID-19 test results will be sent- **Please ensure your email address is typed correctly.**
- b) Agree to Terms of Service
- c) Click "Register Now"

Danner Laboratory

Welcome to Danner Laboratory's Patient Portal

Using our secure portal you will be able to view your health records from the privacy of your own home or office 24 x 7.

[Login](#) [Register](#) [Forgot Password](#)

aregan@dannerlaboratory.com

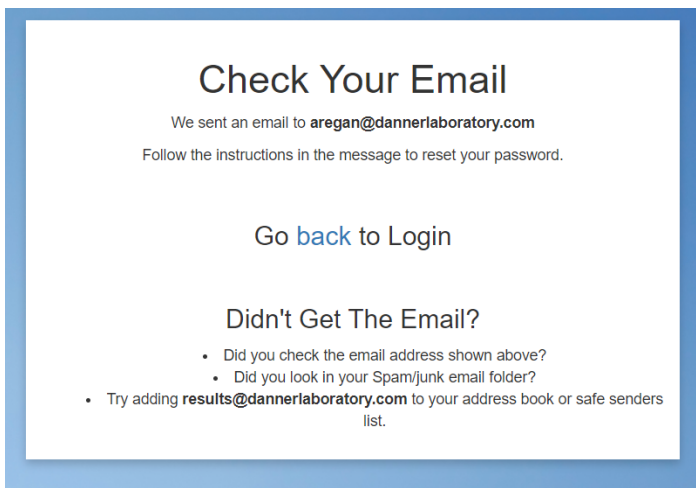
I agree to the [Terms Of Service and Privacy Policy](#)

Register Now

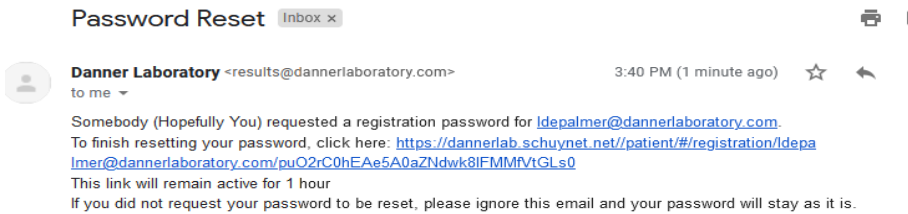
Enter the email address you provided your physician, within a few minutes you will receive an email that includes instructions.

Please Note: To be able to access your medical record within the Patient Portal, you must have been seen by a participating physician.

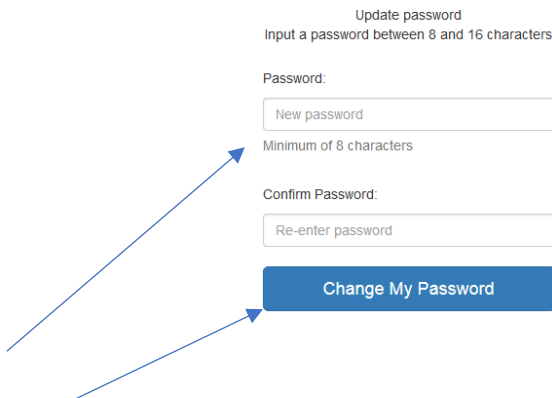
3. Another screen will open letting you know to Check Your Email



4) In this email there is a link to click to change the password in order to access the portal.



5) Once you click the link it will take you to an area to change the password



a) Add a password and click “Change My Password”

6) It will take you to the screen where you can download or view your report.

a) If multiple people have registered under the same email address, please click “Switch Patient” at the top of the screen to access each patient’s results.

